

Destination Value Total Return Fund

INSTITUTIONAL SHARE CLASSES

A Sub-fund of Plenisfer Investments SICAV, a Luxembourg SICAV, qualifying as a UCITS (altogether referred to as "the Fund")

Global Multi-Strategy Portfolio

Destination Value Total Return Fund is a **multi-strategy global portfolio**. The portfolio has a benchmark-free¹, **high conviction** approach to stock selection anchored in fundamental valuations. By allocating to **proprietary strategies** rather than asset classes, the portfolio focuses on identifying **idiosyncratic opportunities** in a global set of traditional and alternative asset classes. An important goal of the portfolio is to achieve true **diversification**, recognizing time and correlation as key diversifiers. The objective of this Fund is to achieve a superior risk adjusted total return over the market cycle. Realising long-term capital appreciation and underlying income through a long term focus on valuation and the market cycles is paramount to achieving the Fund's objectives.

¹The product is actively managed without reference to a Benchmark. For the purpose of performance fee calculation, is considered the **SOFR Index**.

General Information

Investment style	Multi-Strategy Total Return
Investment universe	Global, Traditional and Alternative Assets (UCITS)
Investment horizon	Long term (≥ 5 years)
Management company	Generali Investments Lux S.A.
Investment manager	Plenisfer Investments SGR S.p.A.
Currency of the Fund	USD
AUM	USD 1.9 bn
Management fee (1 class)	0.75%
Performance fee	15%
Cutoff	13.00 CET
Settlement date	T+3

Net Calendar Year Performance

Class	ISIN	Inception date	2021	2022	2023	2024	2025	Mar-2026	1Y	3Y	5Y	YTD	Ann. S.I.	Cum. S.I.
IX USD	LU2087694050	04/06/2020	8.21%	-6.25%	9.37%	7.10%	24.97%	-6.76%	15.88%	39.86%	41.22%	-1.33%	8.64%	62.03%
IYH EURHDG Dis	LU2087694647	04/05/2020	8.72%	-6.44%	6.26%	8.57%	16.77%	-4.86%	12.15%	32.47%	32.23%	0.30%	7.62%	54.33%
IXH EURHDG	LU2087694480	10/03/2021	-	-6.48%	6.24%	8.54%	16.72%	-4.85%	12.12%	32.38%	32.02%	0.30%	5.86%	33.42%
IX EUR	LU2087693672	28/03/2022	-	-	5.67%	14.26%	9.88%	-3.83%	9.35%	32.34%	-	1.22%	6.83%	30.36%

Risk-Return Information

Class	ISIN	Inception date	Volatility 2021	Volatility 2022	Volatility 2023	Volatility 2024	Volatility 2025	Volatility since launch	Sharpe ratio*	Sortino ratio*	Max drawdown 3Y
IX USD	LU2087694050	04/06/2020	6.20%	10.85%	6.68%	8.28%	8.81%	8.59%	0.66	0.95	-8.36%
IYH EURHDG Dis	LU2087694647	04/05/2020	5.88%	8.04%	6.68%	7.48%	6.96%	7.12%	0.86	1.21	-7.27%
IXH EURHDG	LU2087694480	10/03/2021	-	8.06%	6.68%	7.46%	6.97%	7.30%	0.55	0.78	-7.28%
IX EUR	LU2087693672	28/03/2022	-	-	6.17%	7.29%	6.81%	7.01%	0.62	0.89	-8.54%

* Calculated on daily returns since inception. Past performance does not predict future returns. Performance figures are net of all fees except entry and exit fees. Dividends are reinvested for accumulative share classes and not reinvested for distributive share classes. Data is accurate as of the date of this communication. Please note that some share classes may not be available in your country, please refer to the countries of distribution below. Please liaise with your financial advisor to find out whether a class is registered in your country and is suitable to your personal situation.

Net Monthly Performance IX USD

Year	Jan	Feb	Mar	Apr	May	Jun	Jul	Aug	Sep	Oct	Nov	Dec	YTD
2026	5.28%	0.51%	-6.76%	-	-	-	-	-	-	-	-	-	-1.33%
2025	3.06%	1.84%	1.38%	1.71%	2.35%	5.34%	-0.25%	2.41%	4.90%	-0.58%	-1.01%	1.55%	24.97%
2024	-0.09%	0.36%	3.45%	-0.32%	2.19%	-1.87%	2.86%	2.19%	3.24%	-2.58%	-0.44%	-1.84%	7.10%
2023	5.31%	-4.54%	2.74%	-0.18%	-2.84%	2.36%	4.49%	-2.44%	-1.97%	-1.19%	4.31%	3.56%	9.37%
2022	0.80%	-1.36%	-0.15%	-3.21%	1.18%	-4.72%	-2.33%	-1.67%	-4.76%	3.13%	6.21%	1.02%	-6.25%
2021	1.32%	0.91%	1.49%	1.61%	2.30%	0.82%	-0.65%	0.68%	-0.37%	-0.05%	-1.37%	1.29%	8.21%
2020	-	-	-	-	-	0.53%	2.82%	2.19%	-2.23%	0.30%	3.89%	2.74%	10.57%

Portfolio Management Commentary

Destination Value Total Return Fund – Class IX USD closed March with a performance of -6.76%, bringing the year-to-date result to -1.33%.

The month was marked by a significant deterioration in the geopolitical environment, following the escalation of the conflict in the Middle East and tensions in global energy markets linked to the closure of the Strait of Hormuz. This led to an upward revision of perceived risks by investors, both in terms of growth and inflation, resulting in higher volatility and a correction in risk assets. March marked an acceleration of the market regime shift: higher risk premia and a rise in the cost of capital led to a broad repricing across equity and credit. Even assets supported by solid fundamentals were affected by technical factors and de-risking, with a negative impact on overall portfolio performance.

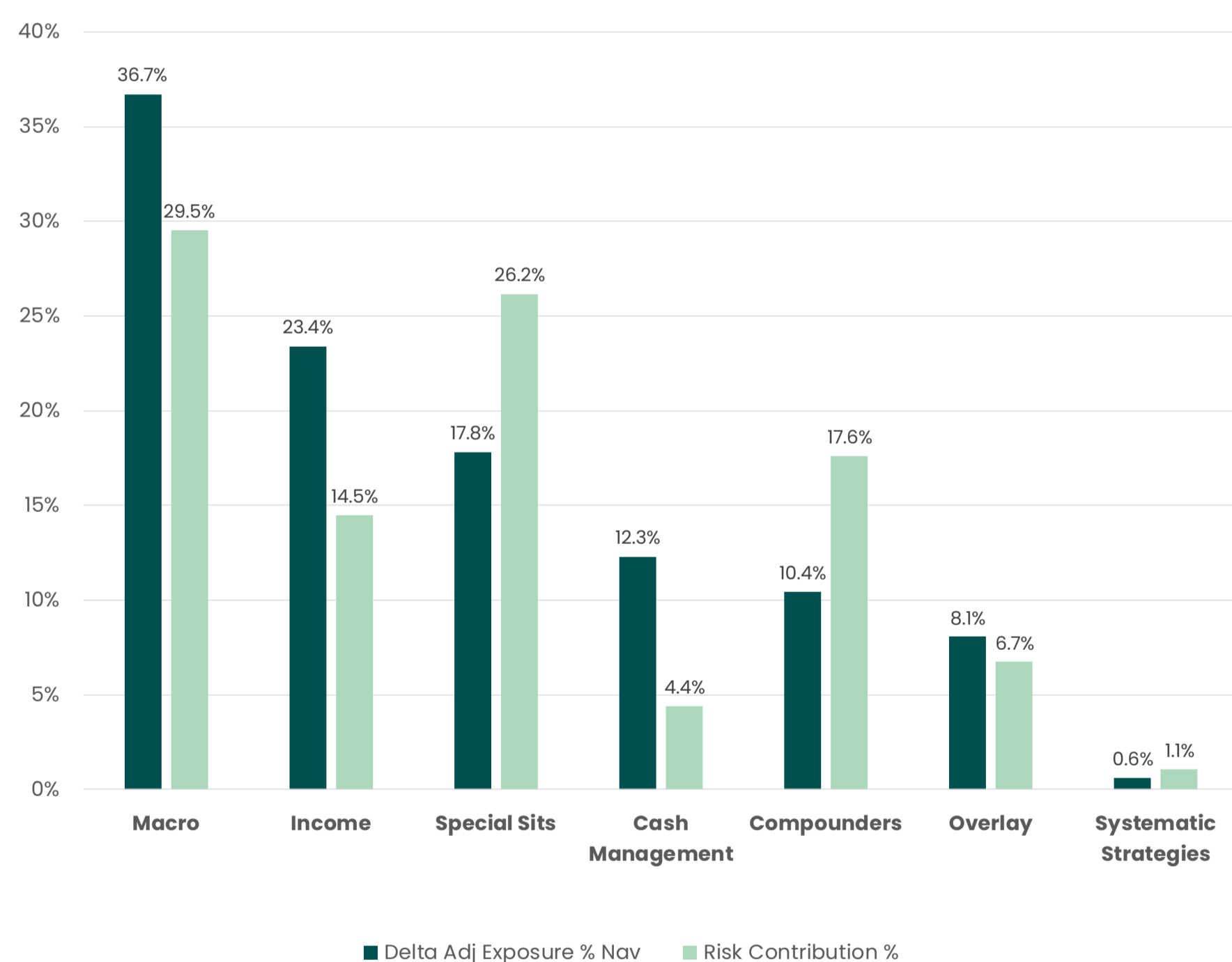
The Special Situations credit strategy showed good resilience, supported by the idiosyncratic nature of positions and exposure to the oil sector outside the Middle East. However, this contribution was not enough to offset weakness in other parts of the portfolio. The Compounders strategy was affected by multiple compression in the growth segment, especially in sectors more exposed to the technology cycle. The Macro Equity component contributed negatively, impacted by commodity volatility and profit taking on positions that had benefited from the previous rally, such as European banks. In this area, uranium showed short-term weakness, while fundamentals remain unchanged and supported by a structural imbalance between supply and demand in the context of renewed global interest in nuclear energy.

Exposure to real assets, including physical gold, remains a key element for diversification and capital protection, although in the short term it did not fully show its defensive characteristics. The reduction in exposure implemented in previous months was not sufficient to offset the negative contribution.

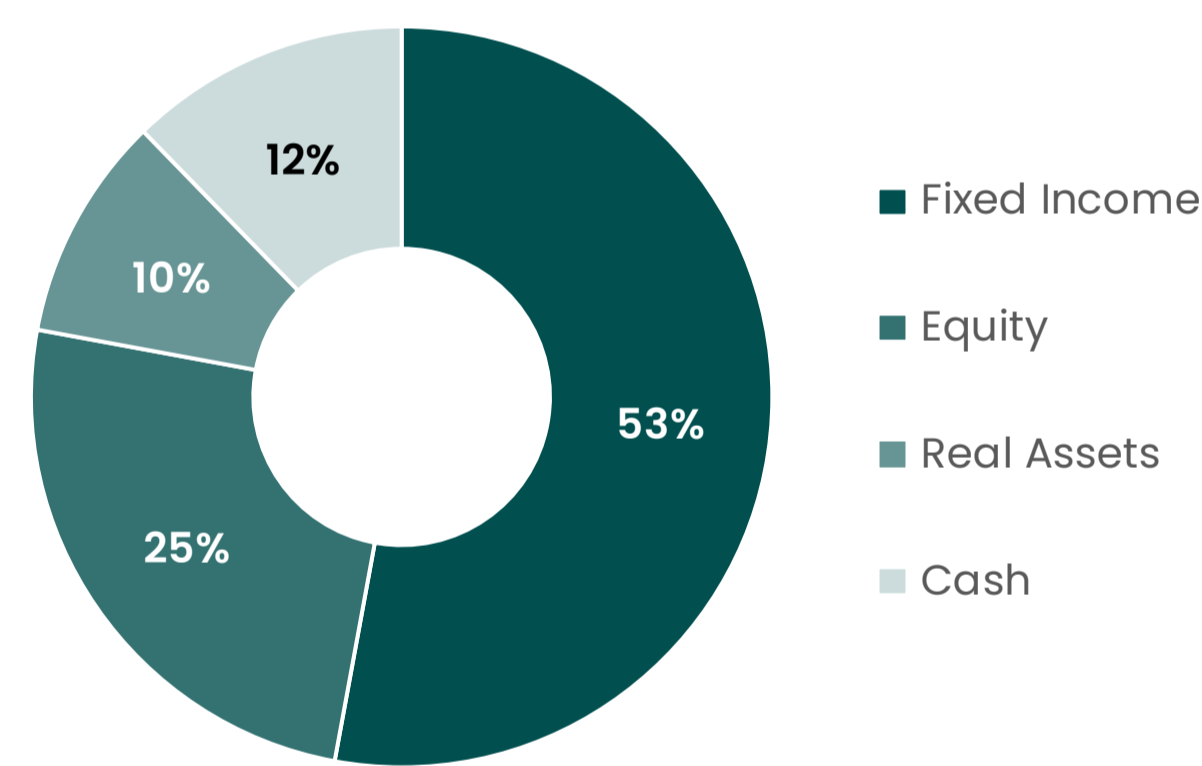
Overall, the month reflects a market adjustment towards a new regime with higher volatility, higher cost of capital, lower growth and more persistent inflation risks. We maintain a disciplined and selective approach, with a focus on companies with real assets and the ability to generate sustainable returns over the cycle.

Portfolio breakdown

Strategy Exposure



Asset Allocation Exposure



The "Real Assets" component is represented by exposures to physical gold and uranium.

Delta Adj Exposure % Nav: method of measuring the market risk exposure of a portfolio that includes derivatives (e.g. options)
Risk Contribution %: total risk that a particular asset or component contributes to the overall risk of a portfolio

Key data

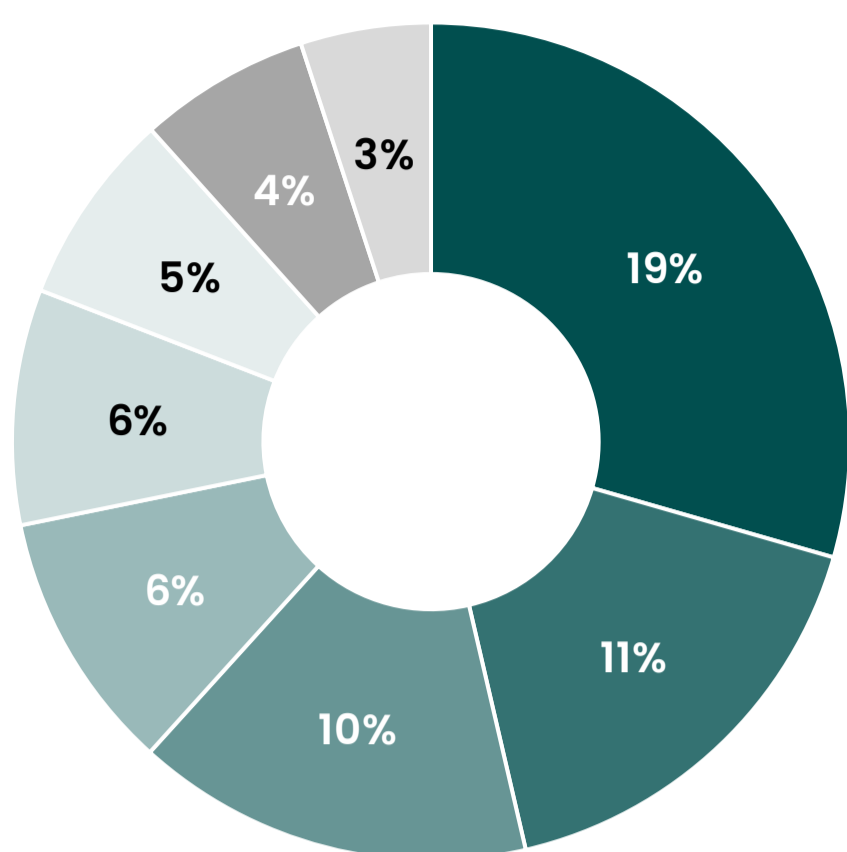
Equity exposure (%)	25.06
Fixed income exposure (%)	52.99
Real asset exposure (%)	9.83
Portfolio duration (years) *	3.26
Yield to worst % (estimated) **†	4.83
Average rating ***†	BBB
Nominal leverage	267.69

* Derived from the Fixed Income Portfolio, rebased with derivatives
** Excluding additional contribution from all bonds with yield >20% in USD
*** Excluding allocation to Distressed Debt (rated < to B-), within the Special Situations Strategy
† Derived from the Fixed Income Portfolio

Top 10 holdings

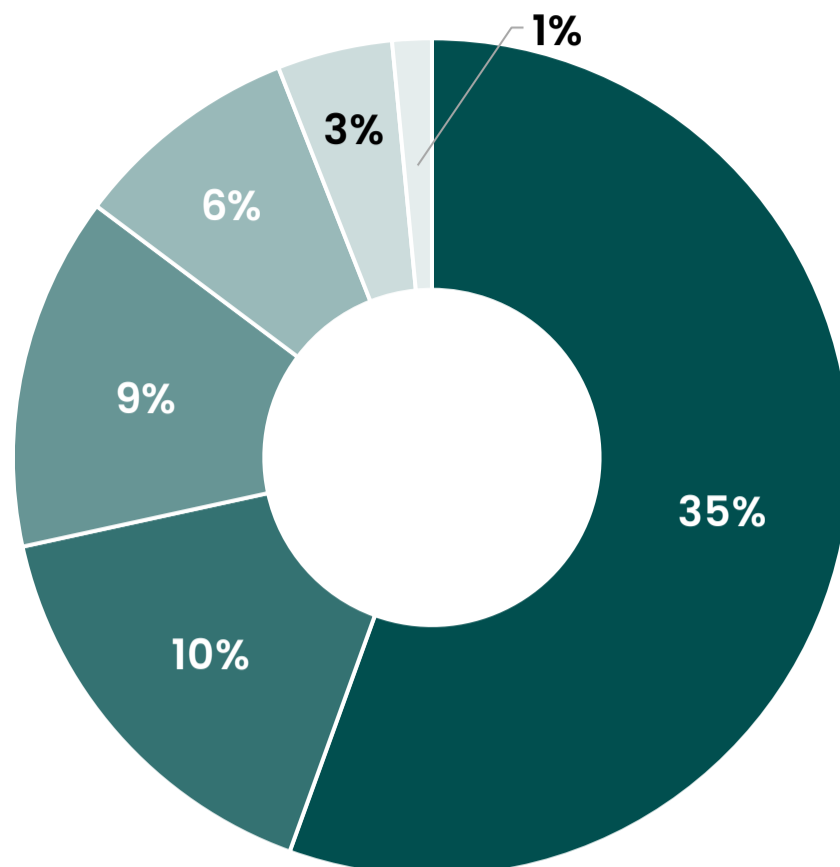
	NAV
1 PHYSICAL GOLD	5.36%
2 YELLOW CAKE PLC	4.47%
3 PIRAEUS BANK SA	2.51%
4 SAIPEM SPA	2.50%
5 AVIO SPA	2.48%
6 ORANGE	1.59%
7 TSY INFL IX N/B 1.875% 01/15/36	1.58%
8 TENCENT HOLDINGS LTD	1.36%
9 NEBIUS GROUP NV	1.32%
10 MEX BONOS DESARR FIX RT 8.500% 02/28/30 SR:M	1.30%

Sector Exposure
 Top 8



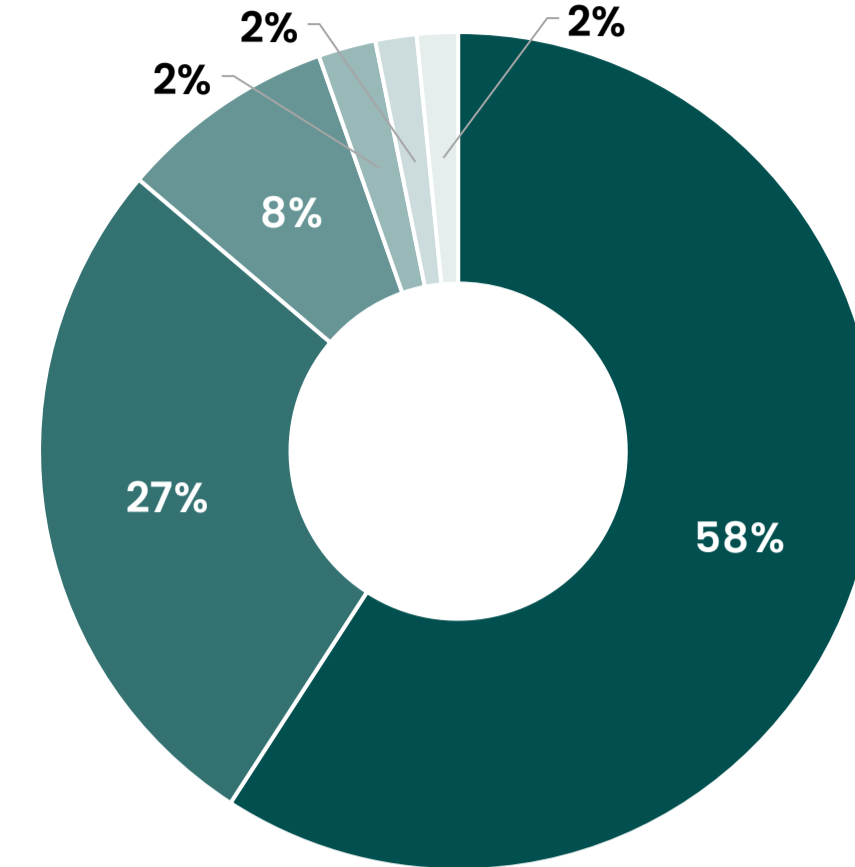
- Financial
- Energy
- Real Asset
- Technology
- Government
- Industrial
- Communications
- Consumer, Cyclical

Geographic Exposure
 Top 6



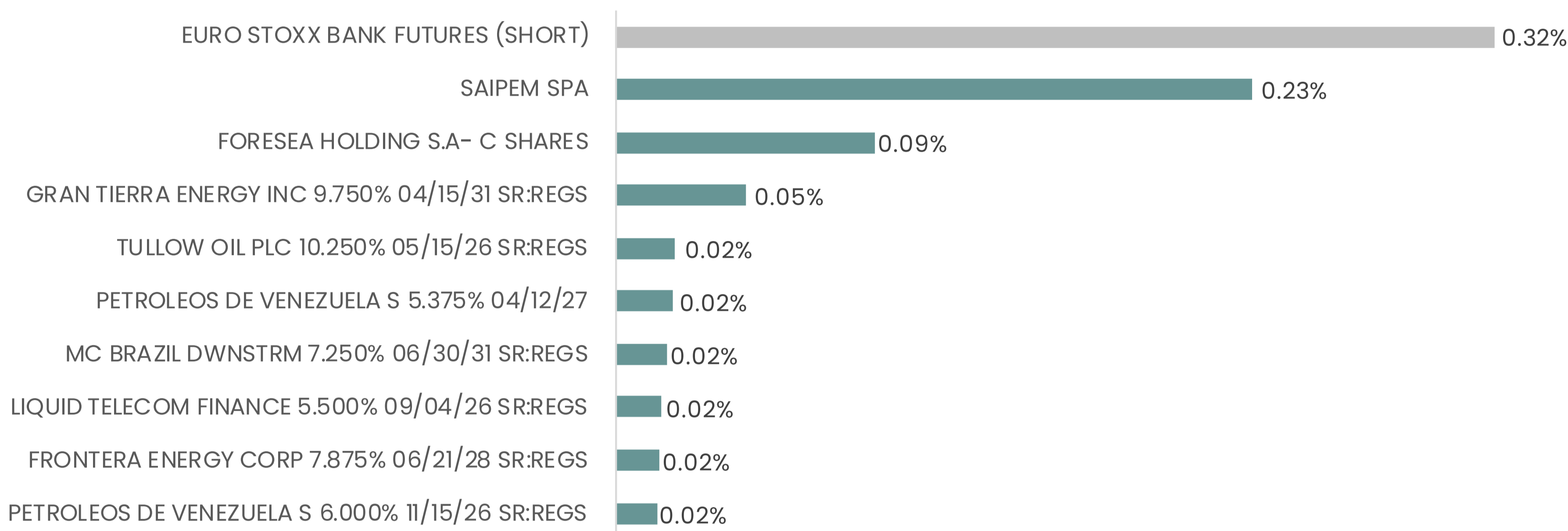
- Western Europe
- Latin America
- Asia
- Eastern Europe
- North America
- Africa

Currency Exposure
 Top 6

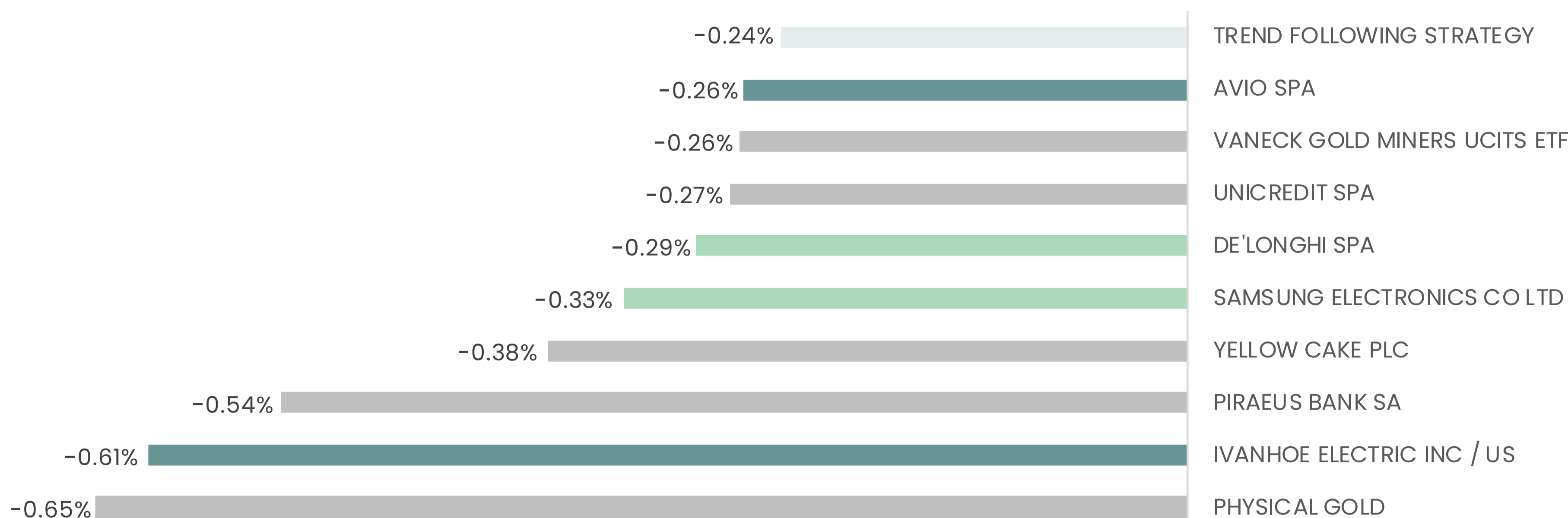


- EUR
- USD
- GBP
- JPY
- AUD
- PHP

Top Contributors MTD



Bottom Contributors MTD



Legend

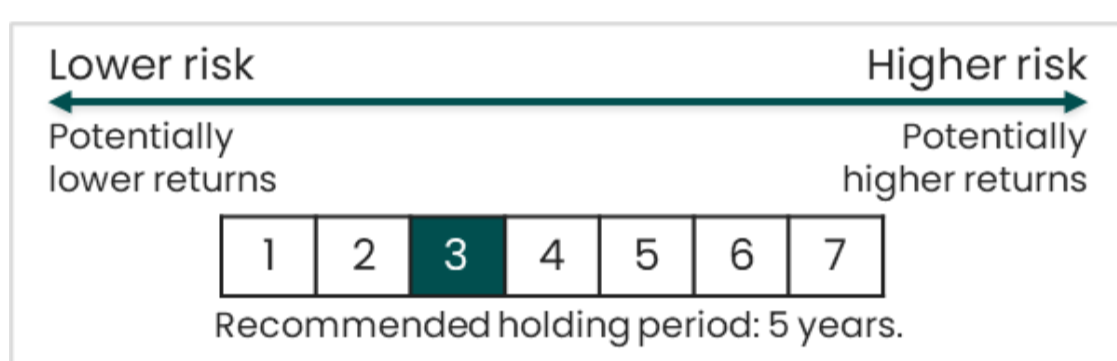
- Macro
- Special Sits
- Systematic Strategies
- Income
- Compounders
- Overlay

Share classes available

ISIN	Class	Inception date	Entry fee	Management fee and other costs	Transaction costs	Performance fee*	Minimum subscription	Countries of registration
LU2087694050	I X USD Cap	04/06/2020	0.00%	0.91%	0.30%	0.19%	500.000 EUR	IT, ES, DE, AT, LU, CH, IE, PT
LU2087694647	IYH EUR Dis	04/05/2020	0.00%	0.94%	0.30%	0.84%	500.000 EUR	IT, ES, DE, AT, LU, CH, IE, PT, FR
LU2087694480	I XH EUR Cap	10/03/2021	0.00%	0.96%	0.30%	0.05%	500.000 EUR	IT, ES, FR, DE, AT, LU, CH, IE, PT
LU2087693672	I X EUR Cap	28/03/2022	0.00%	0.95%	0.30%	0%	500.000 EUR	AT, DE, IT, ES, LU

The **performance fee** is calculated according to the "High Water Mark with Performance Fee Benchmark" mechanism with a performance fee rate of 15.00% per annum of the positive return above the "SOFR Index" (the Performance Fee Benchmark). The actual amount varies depending on the performance of your investment.

*Main costs as per KID dated 16th October 2025. Some of these share classes may not be available in your country (or your category of investors), please liaise with your financial advisor. 1. The percentage of the amount you pay in when entering this investments. The percentage of entry and exit fees is based on the NAV. The exit fee is 0.00% on all available share classes. 2. The percentage of the value of your investment per year. This is an estimate based on actual costs over the last year. 3. A percentage of the value of your investment. This is an estimate of the costs incurred when buying and selling the underlying investments for the product. 4. This not an exhaustive list of costs. Other costs apply and are different for each share class and subject to change. All costs are detailed in the Prospectus and Key Information Document (KID), available at <https://www.generali-investments.lu/it/en/institutional/fund-explorer>. Please note that some share classes may not be available in your country. Please liaise with your financial advisor to find out whether a class is registered in your country and is suitable to your personal situation.



The product is classified as 3 out of 7, which is a medium-low risk class. The risk indicator is a guide to the level of risk of this product compared to other products. It shows how likely it is that the product will lose money because of movements in the market. The lowest risk category does not mean "risk free". Beside the risks included in the risk indicator, other risks may affect the fund performance. Please refer to the fund prospectus, available free of charge at www.generali-investments.lu.

Risks inherent in the Fund (non-exhaustive list):

- Interest rate risk;
- Credit risk.
- Equity risk
- Emerging market risk (including China). There is no predetermined limitation to emerging markets exposure. Emerging market risk could at times therefore be high.
- Frontier market risk.
- Foreign exchange risk.
- Volatility risk.
- Liquidity risk.
- Derivatives risk. The level of leverage provided for this sub-fund can vary up to 350%, excluding the total net value of the portfolio.

The use of leverage may increase the risk of potential losses.

- Short exposure risk.
- Risk of distressed debt securities.
- Risk of capital loss: this is not a guaranteed product. Investors may risk losing some or all of their initial investment.

This is not an exhaustive list of risks. Other risks apply. Before making any investment decision, read the Key Information Document (KID) and the Prospectus, especially the sections on risks and costs. The documents are available here: <https://www.generali-investments.lu/it/en/institutional/fund-explorer>

Important information

This marketing communication is related to Plenisfer Investments SICAV, an open-ended investment company with variable capital (SICAV) under Luxembourg law of 17 December 2010, qualifying as an undertaking for collective investment in transferable securities (UCITS) and its Sub-Fund, altogether referred to as "the Fund". This marketing communication is intended only for professional investors in the countries where the Fund is registered for distribution and is and is not intended for retail investors, nor for U.S. Persons as defined under Regulation of the United States Securities Act of 1933, as amended. This document is issued by Generali Asset Management S.p.A. Società di gestione del risparmio and Generali Investments Luxembourg S.A.

Generali Investments Luxembourg S.A. is authorized as a UCITS Management Company and Alternative Investment Fund Manager (AIFM) in Luxembourg, regulated by the Commission de Surveillance du Secteur Financier (CSSF) - CSSF code: S00000988, LEI: 222100FSOH054LBKJL62. Generali Asset Management S.p.A. Società di gestione del risparmio is authorized as Italian asset management company, regulated by Bank of Italy and appointed to act as marketing promoter of the Fund in the EU/EEA countries where the Fund is registered for distribution - (Via Niccolò Machiavelli 4, Trieste, 34132, Italia - C.M. n°: 15099 - LEI: 549300LKCLUOHU2BK025). Plenisfer Investments SGR S.p.A. is authorized as Investment Manager in Italy, regulated by the Bank of Italy (Via Niccolò Machiavelli 4, Trieste, 34132, Italia - C.M. n°: 15404 - LEI: 984500E9CB9BBCE3E272). Before making any investment decision, investors must read the Prospectus, its SFDR Appendix and the Key Information Document ("KID"). The KIDs are available in one of the official languages of the EU/EEA country, where the Fund is registered for distribution, the Prospectus is available in English (not in French), as well as the SFDR Appendix and annual and semi-annual reports at www.generali-investments.lu in the "Funds" section of the website. They are also available free of charge, upon request to Generali Investments Luxembourg S.A., 4 Rue Jean Monnet, L-2180 Luxembourg, Grand Duchy of Luxembourg, e-mail address: GILfundinfo@generali-invest.com. The Management Company may decide to terminate the agreements made for the marketing of the Fund. A summary of your investor rights (in English or in an authorized language) is available at www.generali-investments.lu in the "About us/Generali Investments Luxembourg/Policies and Investor rights" section of the website. A summary of the SFDR Product Disclosures (in English or in an authorized language) is available on the Fund page of the website under the "Sustainability-related disclosure" section. Information regarding the Facilities and the Distributor for your country is available on the Fund page of the website in the "Fund Relevant Information & Facilities Agent Contact Form" section.

In Switzerland : The Fund has been registered with the FINMA. This document is advertising intended for Swiss professional and Swiss institutional investors as per Article 4 paragraphs 3-5 and Article 5 paragraphs 1-4 (including High-Net-Worth individuals) of Federal Act on Financial Services (FinSA). Generali Investments Schweiz AG, authorized as management company in Switzerland, is appointed as distributor of the Fund in Switzerland - Ombudsman of the Distributor: Ombudsstelle Finanzdienstleister (OFD). The Swiss version of the prospectus and KIDs are available at www.generali-investments.lu. Swiss Representative/Paying Agent: BNP Paribas, Paris, succursale de Zurich - Ombudsman of the Paying Agent: The Swiss Banking Ombudsman.

This marketing communication is not intended to provide an investment, tax, accounting, professional or legal advice and does not constitute an offer to buy or sell the Fund or any other securities that may be presented. Any opinions or forecasts provided are as of the date specified, may change without notice, may not occur and do not constitute a recommendation or offer of any investment. Past or target performance do not predict future returns. There is no guarantee that positive forecasts will be achieved in the future. The value of an investment and any income from it may go down as well as up and you may not get back the full amount originally invested. The future performance is subject to taxation, which depends on the personal situation of each investor and which may change in the future. Please liaise with your Tax adviser in your country to understand how your returns will be impacted by taxes. The existence of a registration or approval does not imply that a regulator has determined that these products are suitable for investors. It is recommended that you carefully consider the terms of investment and obtain professional, legal, financial and tax advice where necessary before making a decision to invest in a Fund. Generali Investments is a trademark of Generali Asset Management S.p.A. Società di gestione del risparmio, Generali Investments Luxembourg S.A. and Generali Investments Holding S.p.A. - Sources (unless otherwise specified): Plenisfer Investments SGR S.p.A. and Generali Asset Management S.p.A. Società di gestione del risparmio- This document may not be reproduced (in whole or in part), circulated, modified or used without prior written permission.